

BOMAG

Stabilizer/Recycler

MPH 122-2



I. Soil stabilization with cement and lime in sand and gravel				
Layer thickness	in.	7.9	11.8	19.7
Output/Distance	miles/day	7.5 - 9.4	5.0 - 8.1	3.1 - 5.0
II. Improvement with lime in mixed soils				
Layer thickness	in.	7.9	11.8	19.7
Output/Distance	miles/day	5.0 - 8.1	3.8 - 5.6	2.5 - 3.8
III. Pulverization of silt and clay				
Layer thickness	in.	7.9	11.8	19.7
Output/Distance	miles/day	3.8 - 5.9	3.1 - 5.0	2.5 - 4.4
IV. Mix in place recycling of asphalt roads. Total cutting depth: 10 in.				
Asphalt thickness	in.	2.0	3.9	5.9
Output/Distance	miles/day	3.8-5.6	2.5 - 3.8	.9 - 2.5



MPH 122-2

*Optional:
Pressure-ventilated cab with filtered fresh air:
Eases the burden on the operator when operating the
machine in dusty environments*

FOPS/ROPS w/ seat belt (standard)


*The seat is laterally adjustable and can be swivelled
through 90 degrees ensuring all-round visibility.*

*Large capacity fuel tanks (198 gallons):
Allow the machine to be used for long periods*

*The planetary gear boxes with integrated oil bath
multiple disc brakes and high driving torque provide
optimum performance in normal to extreme applications.*

*The integrated hydrostatic
rotor drive ensures maximum
efficiency with a minimum of
maintenance*

*The robust center joint
provides a small turning radius
and ensures stability at all times.*



■ MPH 122-2 - continuing our tradition of excellence...

The BOMAG MPH 122-2 is the solution when it comes to economical and environmentally friendly stabilization and recycling of soils and asphalt in place. Suitable for use as stabilizer or recycler, the MPH 122-2 is equally good at working with clay in soil stabilization as well as carrying out widely differing methods of recycling of asphaltic materials. A whole range of technical application details make the MPH 122-2 stand out from the rest. The universally applicable rotor, with selectable rotor speeds under load, can be adapted to individual requirements providing the best possible results, while optional metering systems optimized to suit the particular application extend the range of performance and make the MPH 122-2 even more economical as well as versatile. Whatever types of soils and materials the MPH 122-2 is working on, the variable rotor speeds allow the mixing process to be optimized. This allows the binding agents and soil to be processed with minimum wear and optimized power consumption to make a mixture of a quality never before achieved.

■ Applications

- In-place asphalt recycling
- Road constructions
- Construction site material stabilization



The MPH 122-2 in operation.

Featuring...

*Optimum maneuverability:
The rear wheel steering combined
with the articulated steering gives
high maneuverability increasing
flexibility even on restricted sites
and in confined areas*



*The tooth change system ensures quick,
easy and safe replacement of the cutting
teeth reducing lost working time*

*Easily replaceable "knock-in – knock-out"
teeth ensures quick tooth replacement
without the need for special tools*

■ Handling is Easier and Safer

- The comfortable operator's seat can be laterally adjusted and swivelled through 90 degrees. Together with the two steering wheels and the two driving levers it gives the operator excellent all-round visibility.
- Automatic switch-off of the rotor for the protection of maintenance and jobsite personnel.
- A safety cut-off switch for replacement of the cutting teeth enhances the high level of machine safety provided.
- Automatic brake actuation when the engine is stopped.
- The EMERGENCY Stop switch engages the disc brakes on all drive wheel units.

■ Productivity and Profit

- Variable rotor speed ensures high levels of application flexibility.
- All-wheel drive for optimum traction means trouble-free operation even under difficult jobsite conditions.
- Excellent maneuverability thanks to the compact design. Articulated and rear-wheel steering are standard.
- Increased availability through the quick-change cutting teeth replacement system.
- The Universal rotor can be used for both recycling and stabilization.

■ High Reliability

- High capacity hydraulic pumps and motors ensure efficient operation even under extreme conditions.
- A rigid frame and robust travel and rotor system ensure greater machine reliability and long service life.


Reliable BOMAG Quality Is Your Investment Security

■ Easy Maintenance


- Easy access to the maintenance points, which have been reduced to a minimum.
- The operator's platform can be lifted for easy access to all components.
- The hydraulic test points are centrally grouped for quick and easy troubleshooting.
- The pumps, filters and batteries are readily accessible and are protected from vandalism by the lockable compartments.
- The rotor end segments are bolted on and in case of wear can be easily and quickly replaced without removal of the rotor.



Simple access to the radiators makes cleaning easier



Quick replacement of cutting teeth without the need for special tools.



Individually exchangeable end segments

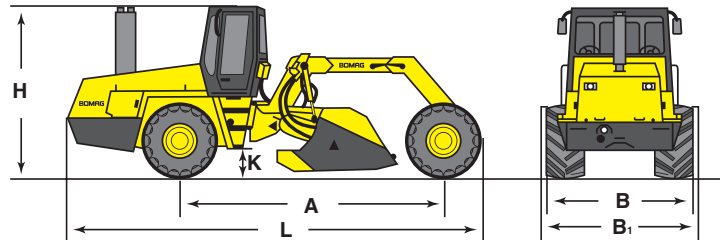


All wheel drive for optimum tractive effort and gradeability

*With these features and many more, it's
easy to see why this model maintains a
high residual value while delivering
lower lifetime operating costs.*

Technical Specifications

MPH 122-2



Dimensions in inches (mm)

	A	B	B ₁	H	K	L
MPH 122-2	228.9 (5815)	110 (2790)	110.6 (2810)	134.6 (3420)	20.1 (510)	356.3 (9050)

Standard equipment

- Hydrostatic drive / all wheels
- Hydrostatic rotor drive with automatic power adjustment
- Hydraulic articulated steering
- Hydraulic Rotor Oscillation
- Rear axle steering
- Operator's platform with:
 - Double travel lever
 - Two steering wheels
 - Adjustable seat
- Weather and vandal protected control panel
- Working Lights
- Holder for push/draw bar
- FOPS, ROPS w/ seat belt
- Lockable storage for tools and teeth
- Four stage warning indication

Optional equipment

- Cabin with heating
- Auto/Manual water spray system
- Special painting
- 99.6 in Rotor w/ 16.5 in max. cutting depth
- 99.6 in rotor with bolt on holder
- 91.7 in stabilizer rotor with paddle teeth
- Emulsion metering system
- Foam bitumen metering system
- Radio (only available with cabin)
- Air conditioning

Technical data

Weights

Operating weight lb (kg) 46,187 (20950)

Dimensions

Track radius inner/outer in (mm) 137.8/248 (3500/6300)
Dimensions..... see sketch

Driving Characteristics

Speed (1) mph (km/h) 0-1.7 (0-2.7)
Speed (2) mph (km/h) 0-7.5 (0-12)
Working speed fpm (m/m) 211 (64.3)

Drive

Engine manufacturer Deutz
Type..... TCD 2015 V06
Cooling..... water
Number of cylinders 6
Performance ISO 9249 hp (kW) 482.8 (361)
Speed rpm 2100
Performance SAE J 1995 hp (kW) 482 (360)
Speed rpm 2100
Electric equipment..... V 24
Drive system hydrostatic
Driven wheels all wheel

Tires

Tire size, front 28 LR 26
Tire size, rear 620/75R26

Transmission

Type..... hydrostatic
Drive wheel..... all

Brakes

Service brake..... hydrostatic
Secondary/Parking brake..... SAHR

Steering

Steering system articulating + rear
Steering method..... automotive / hydraulic

Rotor

Configuration center slung
Type drive..... hydrostatic
Width in (mm) 91.7 (2330)
Diameter over teeth in (mm) 48.2 (1225)
Max cutting depth in (mm) 19.7 (500)
Rotor speed..... rpm 100 to 170
Number of cutting teeth 192
Cutting direction upward
Oscillation angle degrees ± 5°

Capacities

Fuel..... gal (l) 198 (749.5)
Engine oil gal (l) 8.7 (32.9)
Hydraulic fluid gal (l) 74 (280.1)

Technical modifications reserved. Machines may be shown with options.

BOMAG MPH 122-2



BOMAG Americas, Inc.
2000 Kentville Rd. • Kewanee, IL 61443
Tel: 309 853-3571 • Fax: 309 852-0350

B517H-1695 4M906JMWV